


INSTRUCTIONS FOR USING REPEL-CV® Bioresorbable Adhesion Barrier – SUMMARY

PACKAGING

The REPEL-CV® Bioresorbable Adhesion Barrier is delivered sterile in a foil pouch. The package contains one REPEL-CV Adhesion Barrier in a disposable tray.



Open the foil pouch to dispense the tray onto the surgical table. Gently lift the film out of the tray and trim to the required size.

Do not re-sterilize the film.

SIZING

The dry film can easily be shaped to size by trimming the sheet with scissors.



STEP 1: Cut the film into the desired shape.

STEP 2: Hold the film above the heart to visually verify the size.

The material should extend at least 1.5 cm laterally beyond the pericardial edges between the pericardium and the heart to facilitate suturing.

REPEL-CV Adhesion Barrier may be used to protect any pericardial tissue surfaces at-risk for post-operative adhesions.

SOAKING

Soak REPEL-CV Adhesion Barrier for ~ 2 minutes but no longer than 5 minutes in Ringer's lactate or saline solution.

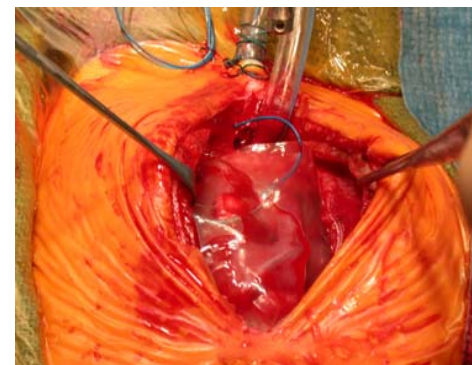
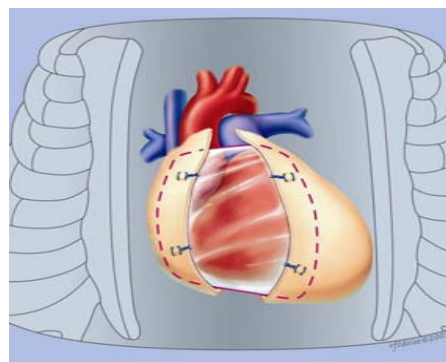


SUTURING

Prior to chest closure, apply REPEL-CV Adhesion Barrier to the epicardium and suture it to the pericardium. SyntheMed recommends the following suturing technique:

- Remove all irrigation fluids and instillates from the pericardial cavity.
- Apply between the epicardium and the sternum, extending laterally between the epicardium and the pericardium beyond the pericardial edges.
- Secure with a 4-0 or larger suture with a tapered needle, 2 to 3 tack sutures per edge.

Ensure that the area between the pericardial edges is completely covered with one continuous piece of REPEL-CV Adhesion Barrier.



REPEL-CV ADHESION BARRIER ON EPICARDIAL SURFACE

SyntheMed, Inc.

200 Middlesex Essex Turnpike
Suite 210
Iselin, New Jersey 08830
Phone: (732) 404-1117
Fax: (732) 404-1118

US Customer Service:

(888) SYNTHEMED (796-8463)

info@synthemed.com
www.synthemed.com

SyntheMed Europe

P. O. Box 556
Haywards Heath, West Sussex
United Kingdom RH16 1XF
Phone: +44 1444 483 525
Email : cmundin@SyntheMed.com

Authorized Representative

